

Introduction to School Food Service

October 19, 2023



Photo: MSU Center for Regional Food Systems



What is Farm to School?

CORE ELEMENTS OF **FARM to SCHOOL**



Credit: National Farm to School Network

Michigan by the Numbers



Photo: MSU Center for Regional Food Systems

Child Nutrition Programs in Our State (2022)

- Number of children served: 1,407,775
- Amount of federal funding provided for National School Lunch Programs: \$567 million
- Number of school districts participating in farm to school (2022): 79%
- Number of school districts serving local foods: 608

A Brief Overview of Child Nutrition Programs



Photo: USDA



Photo: MSU Center for Regional Food Systems

Child Nutrition Programs

“School Meal Programs”

- National School Lunch Program (NSLP)
- Fresh Fruit and Vegetable Program (FFVP)
- School Breakfast Program (SBP)

Additional Child Nutrition Programs

- Child and Adult Care Food Program/At Risk After School (CACFP)
- Summer Food Service Program (SFSP)



Photo: USDA

Key Players – Federal to Local

United States Department of Agriculture
Food and Nutrition Service (USDA FNS)



State Agency (Education, Health, or
Agriculture)



School Food Authority (School District)

What Influences School Meal Program Purchasing?

Meal Pattern
and Nutrition
Requirements



Meal Costs

A Look at School Meals

Meal Components: milk, grain, protein (meat or meat alternative), fruit, and vegetable

- National School Lunch Program
 - 5 Components
- School Breakfast Program
 - 3 Components
- Fresh Fruit and Vegetable Program
 - Fruit/Vegetable



Photos: USDA

School Meal Program Meal Components

Meal Component Requirements:

- Milk: Fat-free or low fat
- Grains: Whole grain-rich
- Fruit: Limit juice
- Vegetable: Subgroup requirements
 - Dark Green
 - Red/orange
 - Beans and peas
 - Starchy
 - Other
- Meat/Meat Alternatives

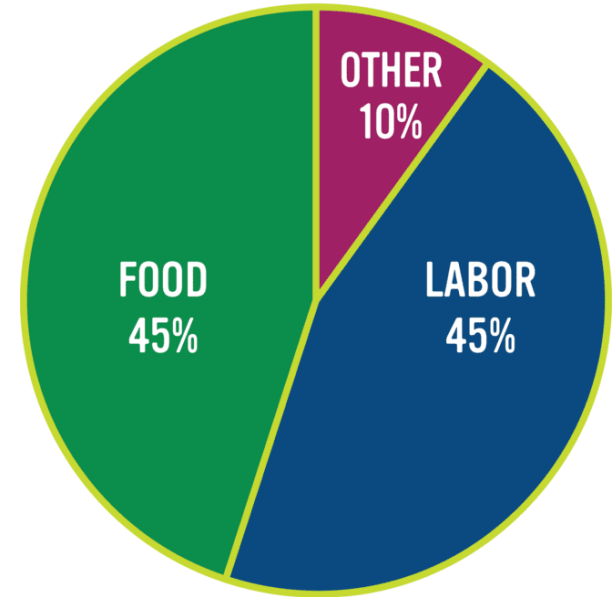


Photo: MSU Center for Regional Food Systems

The Cost of School Meals

- The average cost to produce a school lunch is \$3.99.
- The breakdown of that cost is: 45% for food, 45% for labor, and the remaining 10% for all other costs (supplies, contract services, etc.)
- That equals \$1.80 spent on food for a school lunch.

THE COST OF SCHOOL MEALS



Small numbers add up: 28.9 million meals each day x \$1.80 per meal
= **\$52 million!**

Michigan Meal Reimbursement Rates

	SCHOOL BREAKFAST PROGRAM		NATIONAL SCHOOL LUNCH PROGRAM		AFTER SCHOOL SNACKS*	SPECIAL MILK PROGRAM
	NON-SEVERE NEED	SEVERE NEED	NON-SEVERE NEED	SEVERE NEED		
PAID	\$0.38	\$0.38	\$0.48	\$0.50	\$0.10	\$0.2625
REDUCED PRICE	\$1.98	\$2.43	\$3.93	\$3.95	\$0.58	N/A
FREE	\$2.28	\$2.73	\$4.33	\$4.35	\$1.17	Average cost per 1/2 pint of milk

*Afterschool snacks served in afterschool care programs.

School Meal Program Models

- Self-operated or food service management company
 - On-Site Food Preparation
 - Central Kitchen Model
- Vended Meal Sponsors



Photos: USDA

School Meal Program Kitchens



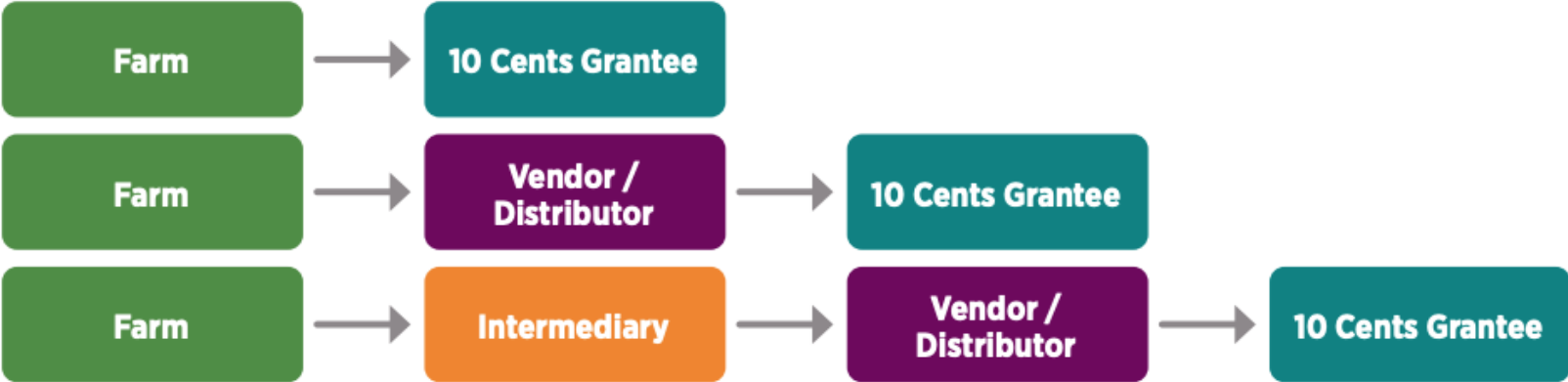
Photo: MSU Center for Regional Food Systems



Photo: USDA

How School Foods are Purchased

Possible Market Channels in the 10 Cents a Meal Supply Chain



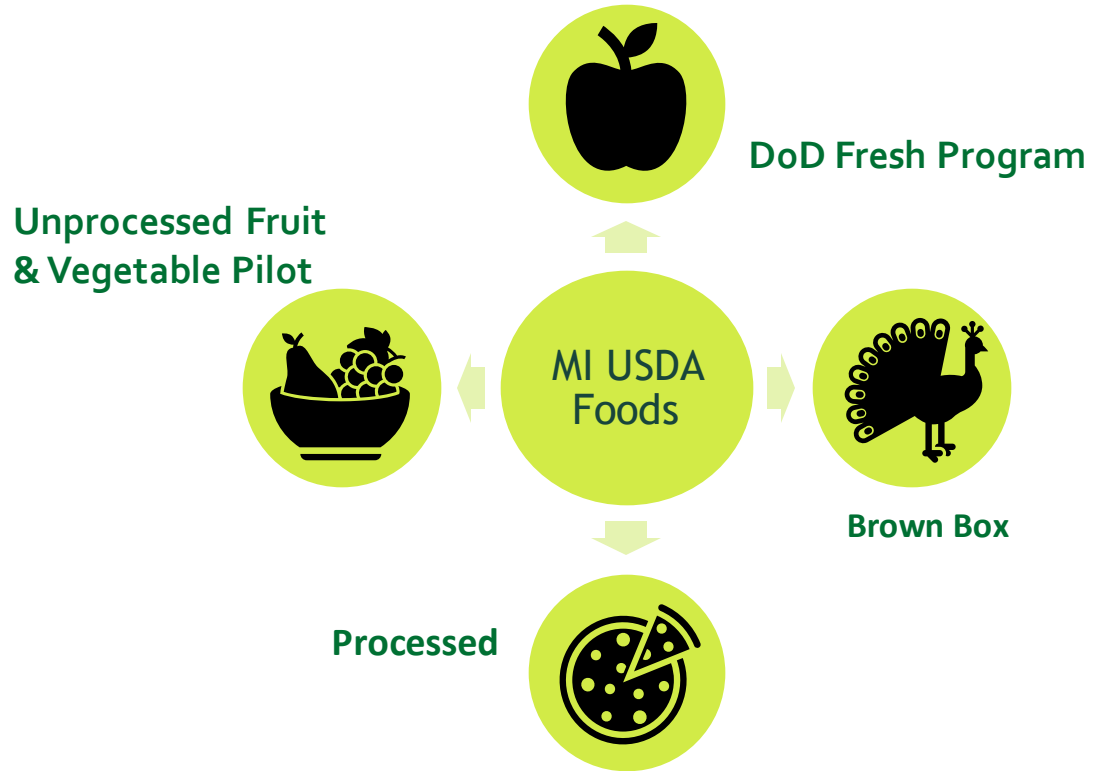
Source: Expanded Eligibility, Increased Impacts: 10 Cents a Meal 2020-2021 Evaluation Results

Michigan USDA Foods Consortia

The three USDA Foods consortia within Michigan are responsible for the procurement, ordering, distribution, recalls, and warehousing of all USDA Foods. Visit their websites for full list of foods available to members, pricing information, PAL Reports, and cycle menus:

- ✓ Great Lakes Consortium (GLC)
- ✓ Macomb Oakland Wayne RESA Consortium (MOR)
- ✓ School Purchasing & Resource Consortium (SPARC)

USDA Foods Programs



DoD Fresh

The Department of Defense (DoD) Fresh Produce Program offers fresh fruits and vegetables to schools utilizing USDA Foods entitlement dollars. Here are items currently available to Michigan school districts:



Photo: Michigan Department of Education

- * Apples/Apple Slices
- * Oranges/Orange Wedges
- * Carrots
- * Pears
- * Broccoli
- * Cauliflower
- * Celery
- * Grapes
- * Grape Tomatoes
- * Peppers
- * Radishes
- * and much more!!!

Supporting Michigan!

In FY21, Michigan provided 157M pounds of food to USDA Foods programs!

State of Origin for USDA Foods | Food and Nutrition Service

For DoD, Michigan has been spending \$13-\$16M annually on fresh produce, of which an average of 40% came from right here in Michigan.

Procurement Methods

Informal Procurement

Micro-purchase

Equitably Distribute
Federal Threshold = \$10,000

Small Purchase

(Requires Price Quotes)
Federal Threshold =
\$250,000

Formal Procurement


Sealed Bids (IFBs)
& Competitive
Proposals (RFPs)
(Requires public advertising)

Next up this fall!

Discussion around:

- Michigan School Meals
- Federal Child Nutrition Programs

Date: Upcoming MLFCN Meeting:
November 16th at 10:00 am



Contact Us

Michigan Department of Education

Farm to Program Consultants

Wendy Crowley, Cheyenne Liberti

MDE-FarmtoProgram@michigan.gov

MSU Center for Regional Food Systems

Farm to Institution Team

Megan McManus: mcmantu60@msu.edu

Colleen Matts: matts@msu.edu



Photo: MSU Center for Regional Food Systems